





How to View Schedule

On Self Service

Step 1:

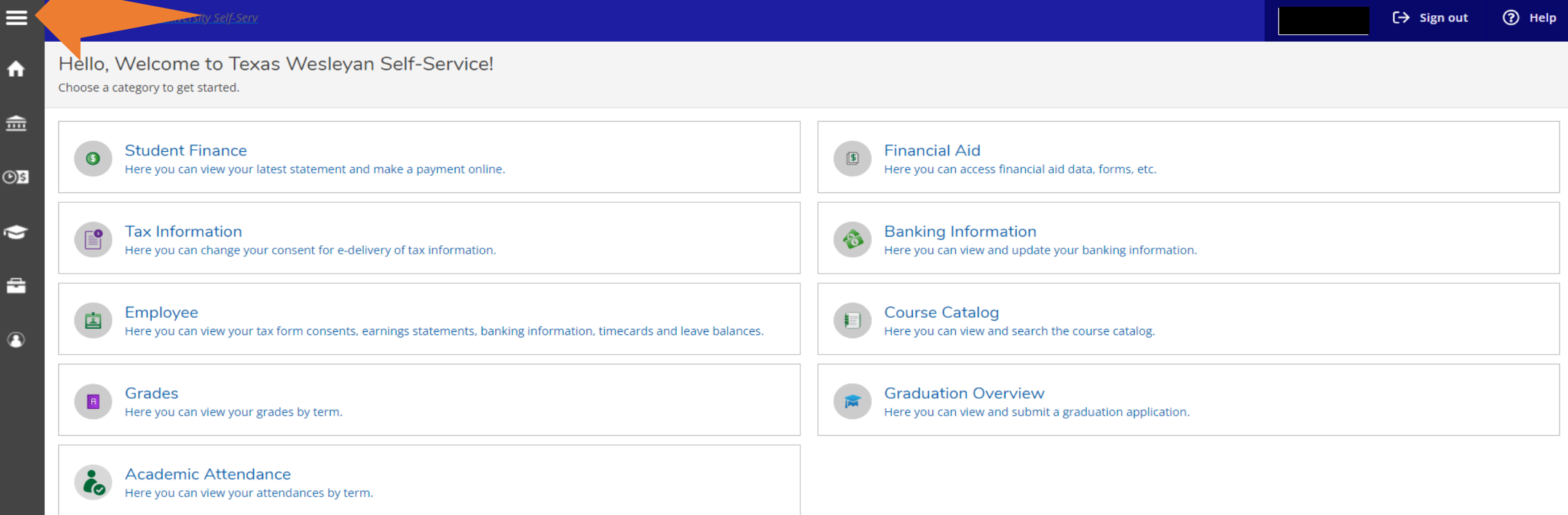
Click on the following link and sign in with your TXWES credentials.



<https://selfservice.txwes.edu:8143/Student/>

Step 2:

From the Home Page, click on the drop-down menu option:



The screenshot shows the Texas Wesleyan Self-Service Home Page. At the top, there is a dark blue navigation bar with a hamburger menu icon on the left, the text "University Self-Serv" partially visible, and "Sign out" and "Help" links on the right. Below the navigation bar, a light gray banner displays "Hello, Welcome to Texas Wesleyan Self-Service!" and "Choose a category to get started." The main content area is a grid of ten service tiles, each with an icon, a title, and a brief description:

- Student Finance**: Here you can view your latest statement and make a payment online.
- Financial Aid**: Here you can access financial aid data, forms, etc.
- Tax Information**: Here you can change your consent for e-delivery of tax information.
- Banking Information**: Here you can view and update your banking information.
- Employee**: Here you can view your tax form consents, earnings statements, banking information, timecards and leave balances.
- Course Catalog**: Here you can view and search the course catalog.
- Grades**: Here you can view your grades by term.
- Graduation Overview**: Here you can view and submit a graduation application.
- Academic Attendance**: Here you can view your attendances by term.

Step 3: Click on Academics Drop-down option:

The screenshot shows the Texas Wesleyan University Self-Service portal. The left sidebar contains a navigation menu with the following items: Home, Financial Information, Employment, Academics, Daily Work, and User Options. The Academics item is highlighted with an orange arrow. The main content area displays a welcome message and a grid of service tiles. The tiles include: Student Finance, Financial Aid, Banking Information, Course Catalog, Graduation Overview, Academic Attendance, and a partially visible tile for Tax Information. The footer contains copyright information for Ellucian Company L.P. and its affiliates.

Texas Wesleyan University Self-Service

Hello, Welcome to Texas Wesleyan Self-Service!
Choose a category to get started.

- Student Finance**
Here you can view your latest statement and make a payment online.
- Financial Aid**
Here you can access financial aid data, forms, etc.
- Banking Information**
Here you can view and update your banking information.
- Course Catalog**
Here you can view and search the course catalog.
- Graduation Overview**
Here you can view and submit a graduation application.
- Academic Attendance**
Here you can view your attendances by term.
- Tax Information**
Here you can change your consent for e-delivery of tax information.
- Employee**
Here you can view your tax form consents, earnings statements, banking information, timecards and leave balances.
- Grades**
Here you can view your grades by term.

© 2000-2023 Ellucian Company L.P. and its affiliates. All rights reserved. [Privacy](#)

Step 4: Click on “register for Classes”:

The screenshot shows the Texas Wesleyan University Self-Service portal. The top navigation bar includes the university name, a user profile icon, and links for 'Sign out' and 'Help'. The main content area displays a welcome message and a grid of service tiles. The left sidebar contains a navigation menu with 'Academics' highlighted. An orange arrow points from the 'Academics' menu to the 'Register for Classes' option.

Navigation Menu:

- Home
- Financial Information
- Employment
- Academics**
- Register for Classes
- Course Catalog
- Grades
- Graduation Overview
- Academic Attendance
- Test Summary
- Daily Work
- User Options

Service Tiles:

- Student Finance**: Here you can view your latest statement and make a payment online.
- Financial Aid**: Here you can access financial aid data, forms, etc.
- Tax Information**: Here you can change your consent for e-delivery of tax information.
- Banking Information**: Here you can view and update your banking information.
- Employee**: Here you can view your tax form consents, earnings statements, banking information, timecards and leave balances.
- Course Catalog**: Here you can view and search the course catalog.
- Grades**: Here you can view your grades by term.
- Graduation Overview**: Here you can view and submit a graduation application.
- Academic Attendance**: Here you can view your attendances by term.

Page Footer: © 2000-2023 Ellucian Company L.P. and its affiliates. All rights reserved. [Privacy](#)

Step 5:

Make sure to click on the "Term-arrow" until finding 2024:

Texas Wesleyan University Self-Serv

Plan your Degree and Schedule your courses

Search for courses...

Schedule Advising Petitions & Waivers

< 2024 Spring Term +

Filter Sections Save to iCal Print

Register Now

Planned: 0 Credits Enrolled: 6 Credits Waitlisted: 0 Credits

SCHEDULE!!!

FAR-1309-30: Film Aesthetics

✓ Registered, but not started

Credits: 3 Credits
Grading: Graded
Instructor: Haratine, R
1/10/2024 to 5/7/2024

Meeting Information

Drop

View other sections

SOC-3396-01: Stats for Social Sciences

✓ Registered, but not started

Credits: 3 Credits
Grading: Graded
Instructor: Adkinson, C
1/10/2024 to 5/7/2024

Meeting Information

Drop

View other sections

	Sun	Mon	Tue	Wed	Thu	Fri	Sat
11am							
12pm							
1pm							
2pm		SOC-3396-01					
3pm							
4pm							
5pm							
6pm							
7pm							
8pm							
9pm							
10pm							
11pm							

Sections with no meeting time

✓ FAR-1309 Film Aesthetics Section 30 Faculty: Haratine, R