



Texas  
Wesleyan  
UNIVERSITY

# Credit Hours Profile

SPRING 2018



Smaller. Smarter.

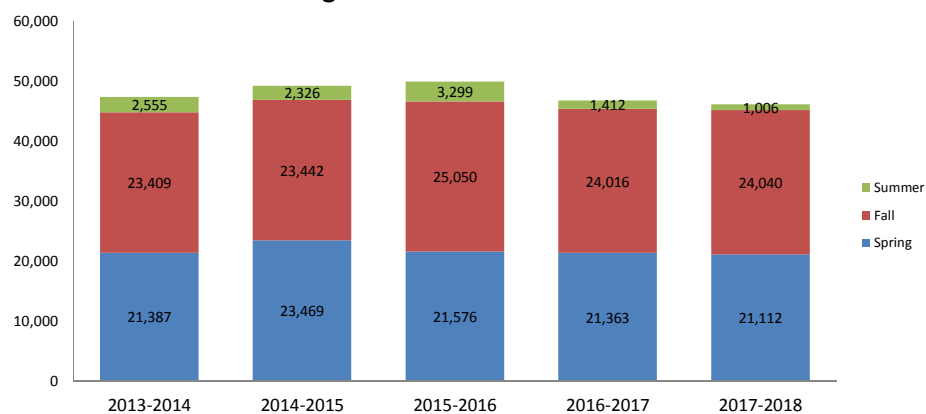
# Official Credit Hours by Academic Level, Academic Year and Term

## Summer, Fall, Spring

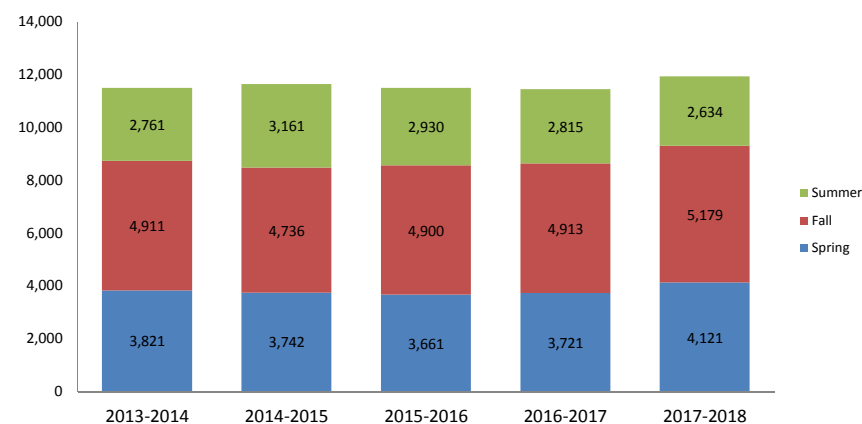
Official class section data. Includes all academic levels and all active classes with credit. Data derived from course section information in Datatel

Academic Level	2013-2014				2014-2015				2015-2016				2016-2017				2017-2018			
	Summer	Fall	Spring	Total	Summer	Fall	Spring	Total	Summer	Fall	Spring	Total	Summer	Fall	Spring	Total	Summer	Fall	Spring	Total
Undergraduate	2,555	23,409	21,387	47,351	2,326	23,442	23,469	49,237	3,299	25,050	21,576	49,925	1,412	24,016	21,363	46,791	1,006	24,040	21,112	46,158
Masters	2,761	4,911	3,821	11,493	3,161	4,736	3,742	11,639	2,930	4,900	3,661	11,491	2,815	4,913	3,721	11,449	2,634	5,179	4,121	11,934
Doctoral	365	533	507	1,405	307	554	613	1,474	542	572	650	1,764	632	582	762	1,976	627	812	885	2,324
Law	1,402	0	0	1,402	0	0	0	0	0	0	0	0	0	0	0	0	0	0	0	0
<b>Total</b>	<b>7,083</b>	<b>28,853</b>	<b>25,715</b>	<b>61,651</b>	<b>5,794</b>	<b>28,732</b>	<b>27,824</b>	<b>62,350</b>	<b>6,771</b>	<b>30,522</b>	<b>25,887</b>	<b>63,180</b>	<b>4,859</b>	<b>29,511</b>	<b>25,846</b>	<b>60,216</b>	<b>4,267</b>	<b>30,031</b>	<b>26,118</b>	<b>60,416</b>

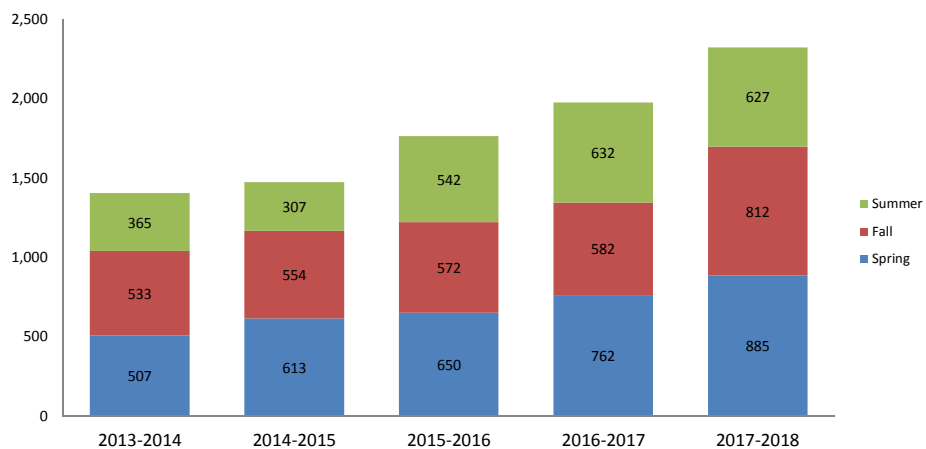
### Undergraduate Credit Hours



### Graduate Credit Hours



### Doctoral Credit Hours



### Total Credit Hours

